


Xperience

IPS | IP Payment System

- Pay on Foot lines eliminated
- Compatible with ticket and ticketless systems
- Safe and contactless payments
- No app or subscription needed
- Onsite hardware reduced



IP PAYMENT SYSTEM (IPS)

The IP Payment System (IPS) by IP Parking is a secure and convenient mobile payment solution that allows parkers to pay effortlessly using their smartphones. With IPS, there's no need to pay in advance, sign up for a subscription, or download an app—just a seamless payment experience.

No App or Subscription Required

One of the standout features of IPS is its simplicity. Since it operates through a website, parkers can make payments without any additional steps. Simply scan a QR code, and you're directed straight to the payment portal—no app downloads or subscriptions necessary.

Simple and Fast for High-Traffic Venues

The IP Payment System (IPS) is the perfect solution for venues that serve large crowds and experience peak flows, such as sports arenas, concert halls, movie theaters, airports and hospitals.

It helps avoid long queues at payment terminals by enabling parkers to pay directly and safe from their smartphone. After payment, they can immediately drive out as the barrier opens automatically, using license plate recognition, which optimizes the parking flow and reduces CO2 emissions, as cars no longer need to stop at the exit.



IP PAYMENT SYSTEM (IPS)

IPS works with both ticketed and ticketless systems.

Ticketed Flow:

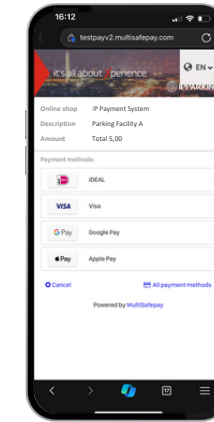
For ticketed systems, parkers scan the QR code on their parking ticket to retrieve their balance from ParkBase. A payment link is provided, and a digital receipt can be downloaded if needed.



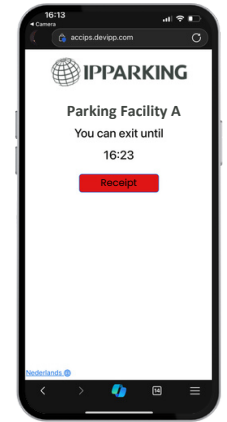
Step 1
Scan the ticket



Step 2
Rate is displayed



Step 3
Complete the payment



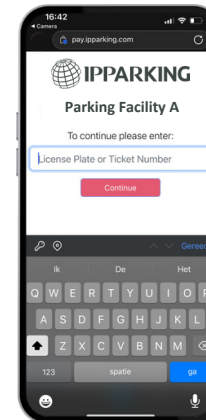
Step 4
Confirmation of exit time, download digital receipt

Ticketless Flow:

For ticketless systems, parkers scan QR codes displayed throughout the facility, enter their license plate number, and complete the payment online.



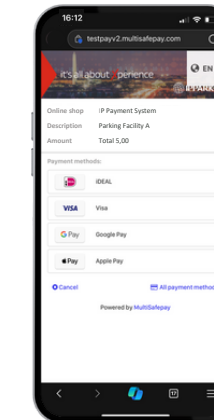
Step 1
Scan the poster in the parking facility



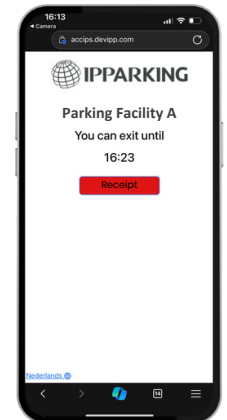
Step 2
Enter license plate number



Step 3
Rate is displayed



Step 4
Complete the payment



Step 5
Confirmation of exit time, download digital receipt



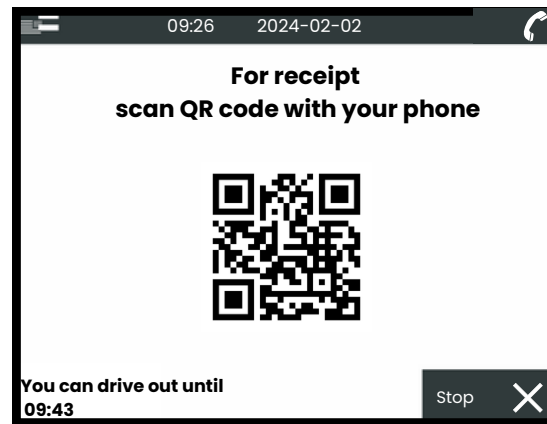
IP PAYMENT SYSTEM (IPS)

Digital Receipts

With IP Parking's IP Payment System (IPS), transient parkers can quickly and easily receive a digital receipt for their parking transactions.

There are several convenient ways to access your receipt:

- Download the receipt immediately after payment via IPS (red button).
- Scan the QR code displayed on the pay station or pay-at-exit screen after payment.
- Scan the QR code on your parking ticket after payment via IPS, pay station, or pay-at-exit. A download button for your receipt will be shown.



IP PAYMENT SYSTEM (IPS)

Customized Support and Branding

Customized Support and Branding Ensure a seamless customer journey with IP Payment System (IPS) support materials at key touchpoints in your parking facility, guiding users effortlessly through the payment process.

For ticketless systems, facility-based QR codes provide quick access to the payment platform. For ticketed systems, icons on the parking ticket indicate QR code scanning for payment.


All materials can be customized with your brand's colors and logos for a consistent, professional look. The digital IPS platform also allows for branded visuals to enhance the overall customer experience.

Parking Ticket



Supporting icons can be added on both sides of the QR code

Visuals Ticketed



Poster




Full screen banner terminal




Top screen banner terminal

Visuals Ticketless



Poster incl. facility QR code



Landscape image incl. facility QR code